






**ENGLISH
WRITTEN SYLLABUS**

SCRIBLING	To write or draw something quickly (with pencil or crayon)
 PATTERNS (DISCUSS HOW TO HOLD THE PENCIL)	1. Standing Lines 2. Sleeping Lines 3. Slanting Lines 4. Slandng Lines 5. Curves 6. Circles 7. Match the same lines Revision
BOOK WORK (LITERACY WORKBOOK)	Page No. 4 to 11

Note: - Tell student's about lines and draw in their notebook also.





**ENGLISH
ORAL SYLLABUS**

LET'S READ	Reading A to E
 PHONIC SOUND	A to E A says ऐ ankle A says अ artist B says ब bag, book C says क car C says स chef D says ड dad, den E says ए egg E says इ engine
NEW WORDS	Pencil, Eraser, Sharpener, Scale, Notebook, Book, Bag, Water Bottle, Lunch Box, Pencil Box, Hanky, Napkin
ACTION WORDS	Walk, Run, Sit, Stand
OPPOSITE WORDS (SHOW WITH IMAGE)	Big – Little / Small, Slow – Fast, Hot –Cold, Clean – Dirty, Full – Empty



**MATHS
WRITTEN SYLLABUS**

 STROKES	1. Standing Lines 2. Sleeping Lines 3. Slanting Lines (Right to Left) 4. Slanting Lines (Left to Right) 5. Practice on figure 6. Math the Same Lines 7. Curves 8. Practice 9. Circles,	
BOOK WORK	Page No. 3 to 5	[Worksheet – STROKES]

**MATHS
ORAL SYLLABUS**

NUMBERS & LEARNING CONCEPT	Number 1 to 5 (Read Aloud) One two Buckle my Shoe (Poem)
---------------------------------------	---

हिन्दी



अभ्यास पुस्तिका

पुस्तिका कार्य

HINDI WRITTEN SYLLABUS

बिन्दु से बिन्दु मिलाओ

आकृति अभ्यास (देखिए और बनाइए)

अक्षर अ

अक्षर आ

अक्षर इ

अक्षर ई

आओ अभ्यास करें - अ से ई तक (बोल-बोलकर लिखें)

पेज न. ३, ४, ५, ६

HINDI ORAL SYLLABUS

वाचन कार्य

वर्णमाला अ से ई तक

उच्चारण

अ से अनार

आ से आम

इ से इमली

ई से ईख

शब्दकोष

किताब, कॉपी, कक्षा कार्य, गृहकार्य

वाक्य बनाइए

१. मेरा नाम है।

२. मेरा घर बहुत बड़ा है।

३. मैं वर्ष का हूँ।

४. मैं नर्सरी कक्षा में हूँ।

५. मैं रोज विद्यालय जाता हूँ।

कविता

मेरी टीचर
इतनी अच्छी मेरी टीचर,
बड़े प्यार से मुझे पढ़ाती।
कुछ गलती हो जाती मुझसे,
खूब प्यार से मुझे सिखाती।



प्रश्न पूछो

बच्चों स्कूल में आपको कौन पढ़ाता है?

G. K. ORAL SYLLABUS



MY FAMILY

LET'S LEARN

1. My name is _____

2. My father's name is _____

3. My mother's name is _____

4. My sister's name is _____

5. My brother's name is _____

6. My pet name is _____

LET'S ANSWER

1. What is your name?

2. What is your father's name?

3. What is your mother's name?



RHYMES & TALES

Baa, Baa Black Sheep

मछली जल की रानी है।

ACTIVITIES

ENGLISH – Red Day Celebration

HINDI – अक्षर ज्ञान परिवेश में (अ, आ, इ, ई)

MATHS – Jump with numbers

MOTOR SKILL –

- How to sharpen a pencil
- How to shake hands



GREENWOOD PUBLIC SCHOOL, D. D. NAGAR

OUR MOTTO-DEVELOPMENT WITH DELIGHT





SESSION – 2023-24


APRIL MONTH SYLLABUS CLASS – L K G




ENGLISH WRITTEN SYLLABUS

SCRIBLING	To write or draw something quickly (with pencil or crayon)
 <p>PATTERNS (DISCUSS HOW TO HOLD THE PENCIL)</p> 	<ol style="list-style-type: none"> 1. Patterns 2. Revision A to Z 3. Capital Letter – A 4. Small Letter – a 5. Capital Letter – B 6. Small Letter – b 7. Capital Letter – C 8. Small Letter – c 9. Capital Letter – D 10. Small Letter – d 11. Capital Letter – E 12. Small Letter – e <p>Note: - Tell student's about lines and draw in their notebook also.</p> <p>_____ Top Line _____ Middle Line _____ Base Line _____ Bottom Line</p>
BOOK WORK (LITERACY WORKBOOK)	Page No. 2 to 7



ENGLISH ORAL SYLLABUS

LET'S READ	Recognition of letters A to Z																								
	<p>A to H</p> <table border="0"> <tr> <td>A says ऐ</td> <td>ankle, anger</td> <td>A says अ</td> <td>artist, account</td> </tr> <tr> <td>B says ब</td> <td>bag, batsman</td> <td>C says क</td> <td>car, curly</td> </tr> <tr> <td>C says स</td> <td>chef</td> <td>D says ड</td> <td>dad, danger</td> </tr> <tr> <td>E says ए</td> <td>egg, elephant</td> <td>E says इ</td> <td>engine, electronic</td> </tr> <tr> <td>F says फ</td> <td>fan, frock</td> <td>G says ग</td> <td>grapes, gun</td> </tr> <tr> <td>H says ह</td> <td>Hen, House</td> <td></td> <td></td> </tr> </table>	A says ऐ	ankle, anger	A says अ	artist, account	B says ब	bag, batsman	C says क	car, curly	C says स	chef	D says ड	dad, danger	E says ए	egg, elephant	E says इ	engine, electronic	F says फ	fan, frock	G says ग	grapes, gun	H says ह	Hen, House		
A says ऐ	ankle, anger	A says अ	artist, account																						
B says ब	bag, batsman	C says क	car, curly																						
C says स	chef	D says ड	dad, danger																						
E says ए	egg, elephant	E says इ	engine, electronic																						
F says फ	fan, frock	G says ग	grapes, gun																						
H says ह	Hen, House																								
NEW WORDS	Pencil, Eraser, Sharpener, Scale, Notebook, Book, Bag, Water Bottle, Lunch Box, Pencil Box, Hanky, Napkin																								
ACTION WORDS	Walk, Run, Sit, Stand																								
OPPOSITE WORDS (SHOW WITH IMAGE)	Big – Little / Small, Slow – Fast, Hot – Cold, Clean – Dirty, Full – Empty Note:- Explain with actions and use with the objects																								



<p>I am :-</p> <ul style="list-style-type: none"> • I am _____. • I study in Class – L K G • I live in _____. • I am _____ years old. 	
--	---

MATHS WRITTEN SYLLABUS

<p>LEARNING CONCEPTS</p> 	<ol style="list-style-type: none"> 1. Big and Small 2. Short and Tall 3. Fat and Slim 4. Short and Long 5. More and Less 6. Activity 7. Fast and Slow 8. Many and Few 9. Near and Far 10. Inside and Outside 11. Forward counting 1 to 9 12. Revers counting 9 to 1 13. Revision 1 to 50 	
---	---	---

MATHS
ORAL SYLLABUS

**NUMBERS & LEARNING
CONCEPT**

Revision of Number 1 to 50 (Read Aloud), Number Names 1 to 5
Big / Small, Tall / Short, Long / Short, Thick / Thin
Note:- Explain with actions and use with the objects and worksheet

ACTIVITY

Identification of Numbers activity 1 to 50, Counting object 1 to 20

हिन्दी

**HINDI
WRITTEN SYLLABUS**



अभ्यास पुस्तिका

पुस्तिका कार्य

१. पूर्वाभ्यास अ से अ: तक,
२. अ से ऐ तक लिखिए
३. अक्षर क, ४. अक्षर ख, ५. अक्षर ग
६. अक्षर घ, ७. अक्षर ङ.
८. आओ अभ्यास करें - अ से अ: तक (बोल-बोलकर लिखें)

पेज न. ३, ४, ५, ६, ७

**HINDI
ORAL SYLLABUS**

वाचन कार्य

वर्णमाला अ से अ: तक

अक्षरों की पहचान

अ से अ:

शब्दकोष

किताब, कॉपी, कक्षा कार्य, गृहकार्य



वाक्य बनाइए

- मैं
१. मैं हूँ।
 २. मैं एक लड़का / लड़की हूँ।
 ३. मैं वर्ष का हूँ।
 ४. मैं एल. के. जी. कक्षा में हूँ।
 ५. मैं रोज विद्यालय जाता हूँ।



कविता

सवेरा

प्रश्न पूछो

सुबह-सुबह कैसी हवा चलती है ? उ० मीठी और ठण्डी
सूरज कब निकलता निकलता है ? उ० सुबह
सुबह कौन चहचहाता है ? उ० चिड़िया

G. K. ORAL SYLLABUS



BODY PARTS NAME

This is _____.

- (1) This is my Eye. (2) This is my Ear. (3) This is my Nose.
(4) This is my Tongue. (5) This is my Teeth.

LET'S ANSWER

1. What is your name? 2. What is your father's name?
3. What is your mother's name?

RHYMES & TALES

Note – Make them learn body parts with the help of song.
Head, Shoulder, Knees and toes.



Page No. 2, 3, 4, 5,

Activity :- Finger painting activity, Make a paper ball

Physical Activity

Run, Jump, Hop Activity



(1) I am _____ sentences. (2) This is _____ sentences.

Spiritual Activity

(1) How to do Namaste? (2) How to touch the feet of elders? (3) How to join hands in front of God?



GREENWOOD PUBLIC SCHOOL, D. D. NAGAR

OUR MOTTO-DEVELOPMENT WITH DELIGHT



SESSION – 2023-24



APRIL MONTH SYLLABUS CLASS – U K G



ENGLISH WRITTEN SYLLABUS

SCRIBLING	To write or draw something quickly (with pencil or crayon)
LITERACY SKILL BOOK	1. I am Special 2. Alphabet 3. Vowels and Consonants
BOOK WORK (LITERACY WORKBOOK)	1. All about Myself 2. Alphabet Train 3. <i>Cursive Patterns</i> 4. Small Letter – a 5. Small Letter – b 6. Small Letter – c 7. Small Letter – d

ENGLISH ORAL SYLLABUS

LET'S READ PHONIC SOUND	Revision of small cursive a to m
	<p>A to M</p> <p>A says ऐ ankle, anger A says अ artist, account B says ब bag, batsman C says क car, curly C says स chef D says ड dad, danger E says ए egg, elephant E says इ engine, electronic F says फ fan, frock G says ग grapes, gun H says ह Hen, House</p>
READING SKILL	To learn vowels & Consonant, Vowels Sound Words a, e, i, o, u
NEW WORDS	School, Class, Table, Chair, Board, Chalk, Duster
ACTION WORDS	Jump, Run, Sit, Stand, Come in, Go out, Walk, Stop
OPPOSITE WORDS (SHOW WITH IMAGE)	Hot – Cold, Come – Go, Yes – No, Fat – Thin, God – Bad Note:- Explanation with actions and use with the objects
 SENTENCE FORMATION	<p>I study in Class – U K G My Class Teacher Name is _____ My School name is Greenwood Public School I live in _____ My contact no. is _____</p>
RHYME	My Body, I am a little teapot



MATHS WRITTEN SYLLABUS

NUMERACY SKILL BOOK & WORK BOOK	1. Comparison 2. Shapes 3. Patterns
BOOK WORK	Page No. 3 to 7



MATHS ORAL SYLLABUS

NUMBERS & LEARNING CONCEPT	<p>Revision of Number 1 to 100 (Read Aloud) Far and Near, In & Out, More and & Less, Open & Close, Left & Right, Thick & Thin, Full & Half Note:- Explain with the help of objects showing and worksheet</p>
ACTIVITY	Counting Object 1 to 10, Number Name 1 to 10

हिन्दी

HINDI WRITTEN SYLLABUS




स्वर सुलेख	१. मेरा परिचय, २. वर्णमाला (स्वर)
स्वर पुस्तिका कार्य	३. कुछ नया करें, ४. वर्णमाला (व्यंजन)
	पेज न. ५ से १४ तक

HINDI ORAL SYLLABUS

वाचन कार्य	पुनरावृत्ति वर्णमाला अ से अः तक (अक्षर पहचान सहित)
अक्षरों की पहचान	अ से ज्ञ तक अक्षर पहचान
शब्दकोष	दो अक्षर, तीन अक्षर, व बिना मात्रा के शब्द फलों के नाम, सब्जियों के नाम
वाक्य बनाइए	मैं १. मैं हूँ। २. मैं पाँच वर्ष का हूँ। ३. मैं में रहता हूँ। ४. मैं यू. के. जी. कक्षा में हूँ। ५. मैं ग्रीनवुड पब्लिक स्कूल में पढ़ता हूँ।
कविता	१. घड़ी, २. बारिश आई
प्रश्न पूछो	घड़ी क्या बताती है ? उ० समय घड़ी किस दिशा में घूमती है ? उ० दाँए से बाँए



EVS WRITTEN SYLLABUS

GENERAL AWARENESS SKILL BOOK	(1) All about me! (2) I Love the Way I am! (3) I Love to Eat (4) My Sense Organs
 ORAL SYLLABUS	Ch.1. All about me – Introduction (1) My name is (2) I am years old. (3) Ch.2. I Love the way I am!, Ch.3. I Love to Eat. Ch.4. My Sense Organs
EXTRA CURRICULUM	Fruits, Vegetables, Body Parts, Colours etc. Names.

G. K. ORAL SYLLABUS

BODY PARTS NAME	Body part name with related questions. (1) Fruits Name (2) Vegetables Name Provide Worksheet to different recognize fruits and vegetables.
-----------------	--



ACTIVITY BOOK	Page No. 3 to 6
CRAFT	Make different shapes learn then to paste these.

Physical Activity

Fun Games – Run, Hop and Toes

SPIRITUAL Activity

SPIRITUAL CURRICULUM	Music – Gayatri Mantra Bhojan Mantra
----------------------	---

MOTOR SKILL DEVELOPMENT

- 1) Touch the feet of elders.
- 2) How to do Namaste
- 3) How to sit properly
- 4) How to move in a line
- 5) How to wash hands

